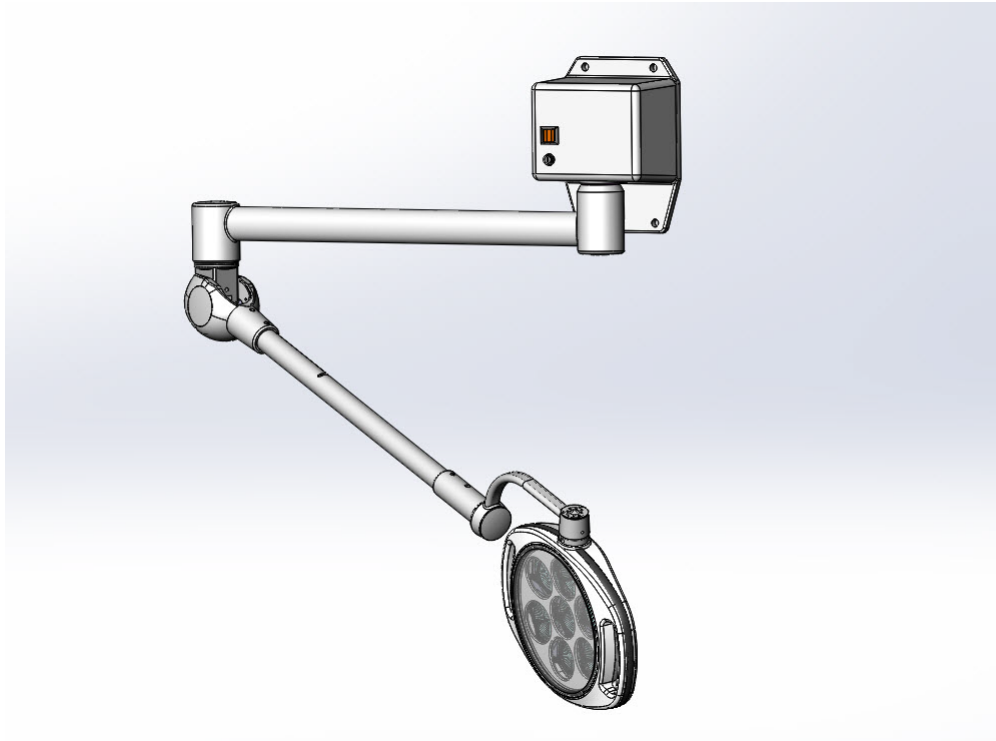


SPECTRA AUT1 LED EXAMINATION LIGHT WALL MOUNTED**Introduction**

The Spectra AUT1 series LED examination light was developed to bring excellent, color correct light to various departments that require examination lighting. The performance is matched by its low cost of ownership and durability. Applications include emergency departments, labor and delivery, imaging, and general examination.

Standard Features

- Sealed lighthead provides smooth surface for clean wipedown between cases
- Lighthead mounted intensity control allows one touch adjustment of light intensity level
- Spring balanced articulating arm offers easy positioning and stability
- Cool temperature LEDs keep environment from becoming uncomfortably hot
- Total reach of 73 3/4" (1873mm)
- 360° rotation at lower arm; 355° pitch and 360° roll rotation of lighthead

Accessories

- Optional sterilizable handle (B4-242-02)

Architectural Specification

Lighting system should consist of a 12" (305mm) LED exam light. Includes polymer lighthead with 7 high efficiency LEDs (51,200 lux), VSRD optics, and a minimum life of 40,000 hours. Wall mounted with a total reach of 73 3/4" (1873mm). 360° rotation at lower arm; 355° pitch, 360° roll rotation of lighthead. Light should be Skytron Spectra AUT1W.

Technical Data

Electrical: 100-240 VAC, 50/60 Hz, single phase, 0.4 amps, 45 VA

Intensity: 51,200 lux at 1 meter

Light Field Diameter at 1 meter: 6" (152mm)

Color Temperature: 4317K

CRI: 96

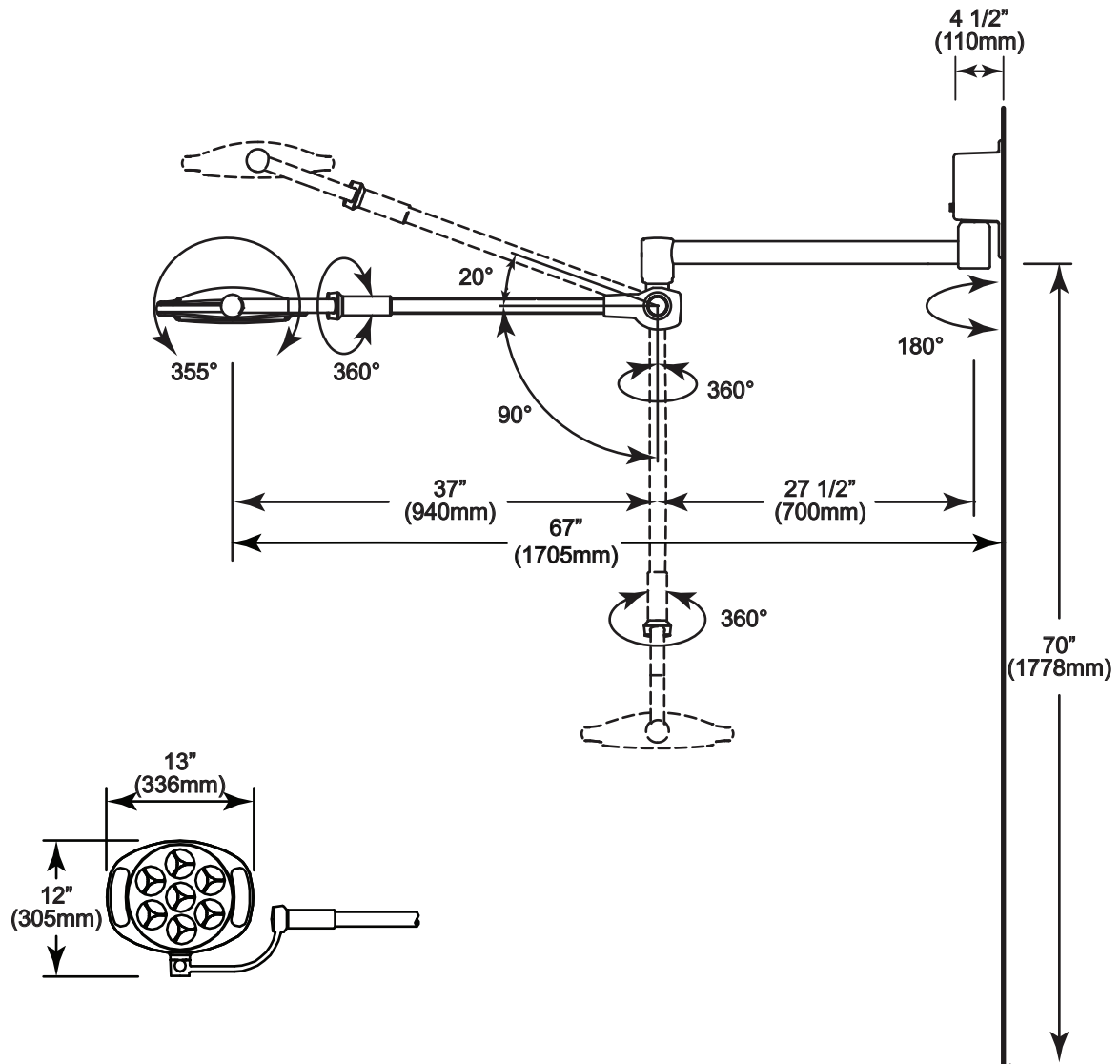
LED Life: 40,000 hours

Total Reach: 73 3/4" (1873mm)

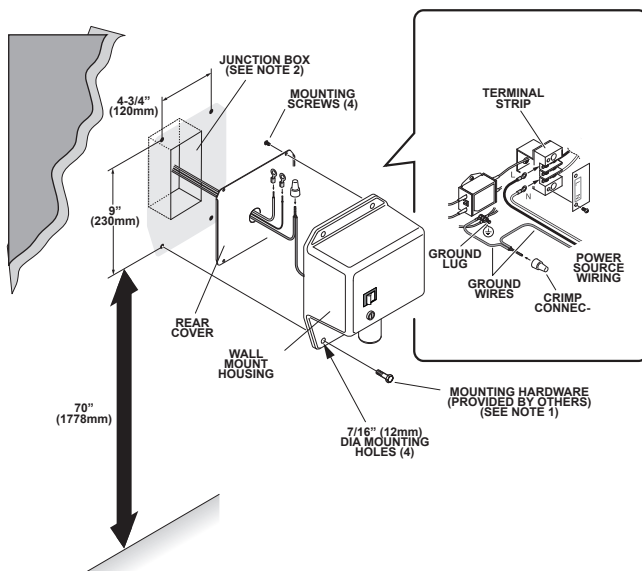
Fixture Weight: 27.45 lbs (12.45 kg)

Moment Load: 88.2 ft-lbs (119.6 Nm)

Mounting height: 70" (1778mm)



Standard Mounting Structure



Notes

1. Mounting will vary depending on wall construction. However, the method used must be capable of holding a 160 pound (72 kg) cantilevered fixture weight at the wall.
2. 2"x4" junction box to be located in center of mounting pattern. Properly circuit protected 100-240 VAC, 50/60 Hz power supply to be provided by the facility.
3. All conduit, wiring, junction box, and other electrical materials associated with the installation of the Skytron examination light to be provided by the Electrical Contractor.
4. Fixture housing must be level at mounting and positioned as shown to assure proper balance of the arm.
5. CONTRACTOR HAS FINAL RESPONSIBILITY for the strength and stability of the Mounting Structure.