



Ensuite Door Design Options



Geometric Rainbow

<6kg
Release


Medium - 145861
Wide - 145860
Extra Wide - 145872



Flags and Flares

Medium - 145864
Wide - 145863
Extra Wide - 145917


Colours



Green


<6kg
Release

Medium - 145858
Wide - 145857
Extra Wide - 145868



Blue

Medium - 145846
Wide - 145845
Extra Wide - 145867



White

Medium - 145843
Wide - 145842
Extra Wide - 145866



Ensuite Door


Product Options

Scenes



Beach Scene

Medium - 145852
Wide - 145851
Extra Wide - 145870



Mountain Scene

Medium - 145855
Wide - 145854
Extra Wide - 145871

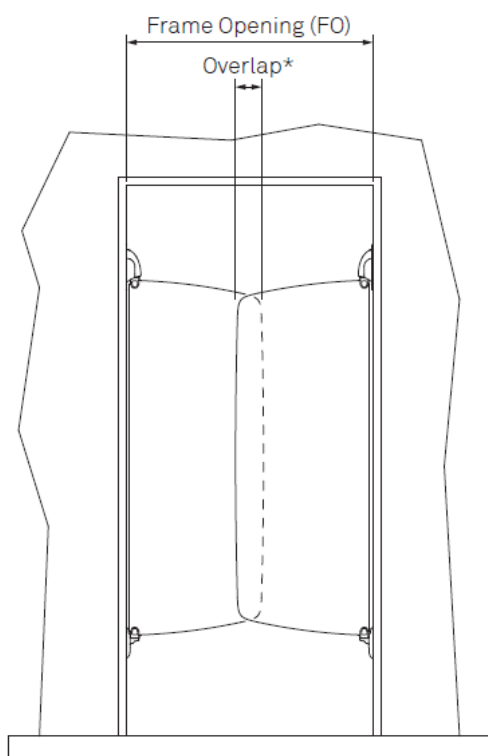


Meadow Scene

Medium - 145849
Wide - 145848
Extra Wide - 145869

<6kg
Release

Select Leaf Size



Leaf Size	Min FO	Max FO
Medium	741mm	870mm
Wide	871mm	1000mm
Extra Wide	1001mm	1118mm

* The leaf overlap will range from 20mm at 'Max FO' to 150mm at 'Min FO'.

We do not recommend an overlap outside of this range.



Bathroom Pivot Set Options

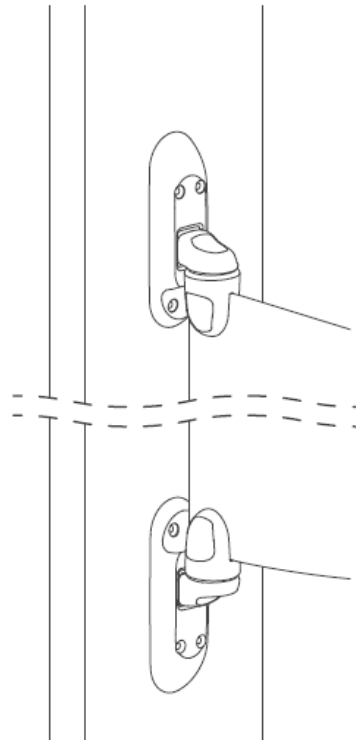
<6kg Release

Wall Mount Set

Code: 147195

Contents: 4x Wall Mounts.

All fixings included.



Steel Frame Packers Kits

A Steel Frame Packer Kit may be required to fit the Pivot and Wall Mount to specific profiles of steel frame. See Technical Datasheet for further details.

Code: 145917

Contents: 4x Steel Frame Packers
for 145899

